

GOV.UK Analyse school performance

## Nevill Road Junior School (URN: 106063)


### Key stage 2

This is revised data for 2016/2017.

## Progress in reading, writing and maths

### Reading


Number of pupils = 77

 <b>Well below average</b> <b>-3.35</b>
--

Confidence interval  
-4.74 to -1.96

### Writing


Number of pupils = 77

 <b>Below average</b> <b>-2.45</b>
---

Confidence interval  
-3.80 to -1.10

### Maths

Number of pupils = 77

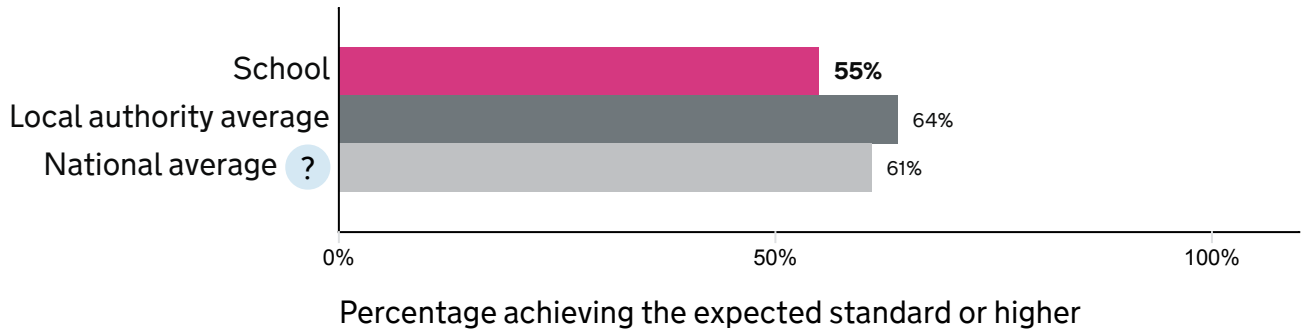
 <b>Well below average</b> <b>-4.53</b>
--

Confidence interval  
-5.79 to -3.28

## Reading, writing and maths combined


**Percentage of pupils achieving the expected standard or higher**

Number of pupils = 83



### Percentage of pupils achieving the higher standard

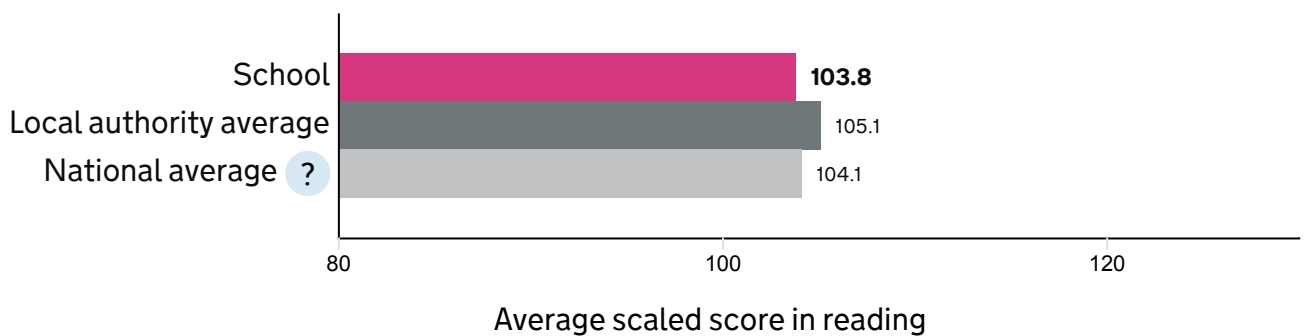
Number of pupils = 83



## Average scaled score in:

### Reading

Number of pupils = 83



### Maths

Number of pupils = 83

